

Creative Vitality Index

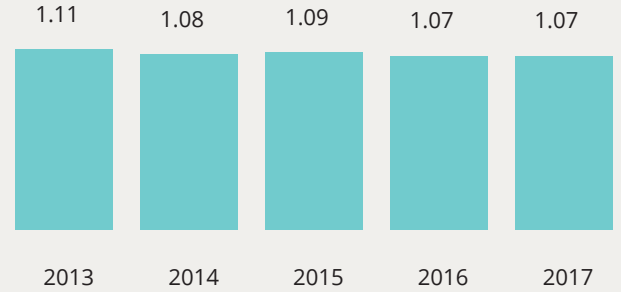
1.07
CVI Value

United States CVI = 1.0

Total Population

5,618,947

Past 5 years of CVI Performance



This regional snapshot report gives the big picture of a region's creative landscape. It provides an overview of creative jobs, industry earnings, FDR grants, and Nonprofit revenues.

GAIN

▲ **3%**
since 2016


2017 Creative Jobs



219,205
Total Creative Jobs

There are 7 thousand more creative jobs in the region since 2016

Occupations with greatest number of jobs



GAIN

▲ **5%**
since 2016

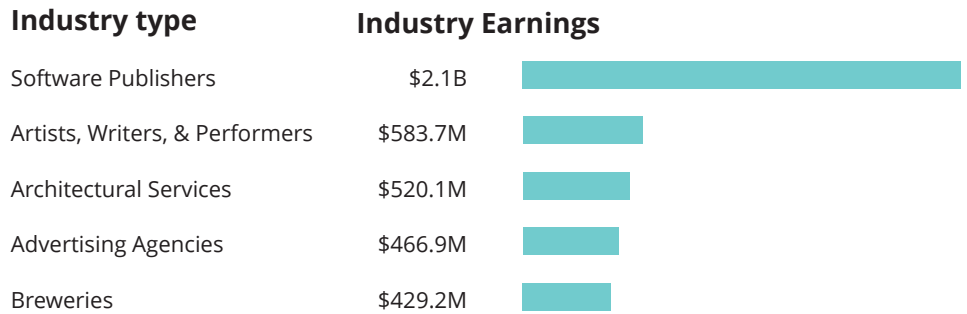
2017 Creative Industries



\$9.9B
Total Industry Earnings

There is a gain of \$453.7 million in creative industry earnings in the region since 2016

Industries with greatest earnings



GAIN

▲ **10%**
since 2016

2017 Cultural Nonprofit



\$708.3M
Nonprofit Revenues

There are \$67.8 million more in revenues in the region since 2016

DATA SOURCES: Economic Modeling Specialists International, National Assembly of State Arts Agencies, National Center for Charitable Statistics
 CREATIVE VITALITY SUITE: The Creative Vitality Index compares the per capita concentration of creative activity in two regions. Data on creative industries, occupations, and cultural nonprofit revenues are indexed using a population-based calculation. The resulting CVI Value shows a region's creative vitality compared to another region. For more information on data sources visit: learn.cvsuite.org

Data Sources (Version 2018.3)

Descriptive Names of Industries (NAICS codes) & Occupations (SOC codes) have been truncated on the Regional Snapshot Report. For full descriptive names please visit the education section of learn.cvsuite.org

Due to rounding some percent values may not equal 100%.

Occupations: Economic Modeling Specialists International.

SOC Codes (78) 11-2011, 11-2021, 11-2031, 13-1011, 15-1131, 15-1132, 15-1134, 17-1011, 17-1012, 17-1021, 17-3011, 19-3091, 19-3093, 21-2021, 25-4011, 25-4012, 25-4013, 25-4021, 25-4031, 25-9011, 27-1011, 27-1012, 27-1013, 27-1014, 27-1019, 27-1021, 27-1022, 27-1023, 27-1024, 27-1025, 27-1026, 27-1027, 27-1029, 27-2011, 27-2012, 27-2031, 27-2032, 27-2041, 27-2042, 27-2099, 27-3011, 27-3021, 27-3022, 27-3031, 27-3041, 27-3042, 27-3043, 27-3091, 27-3099, 27-4011, 27-4012, 27-4013, 27-4014, 27-4021, 27-4031, 27-4032, 27-4099, 35-1011, 39-3031, 39-3092, 39-3099, 39-5091, 41-3011, 43-4121, 47-2044, 47-2161, 49-9063, 51-6041, 51-6051, 51-6052, 51-7011, 51-7021, 51-7031, 51-9051, 51-9071, 51-9151, 51-9194, 51-9195

Industry Earnings: Economic Modeling Specialists International.

NAICS Codes (95) 238150, 238340, 238390, 311340, 311423, 311612, 311710, 311830, 311920, 311930, 311941, 311942, 312120, 323111, 323113, 323117, 323120, 327110, 327212, 332323, 337212, 339910, 339992, 423940, 424920, 443142, 445210, 445220, 445230, 448310, 451130, 451140, 451211, 453110, 453310, 453920, 511110, 511120, 511130, 511140, 511191, 511199, 511210, 512110, 512120, 512131, 512132, 512191, 512199, 512230, 512240, 512290, 515111, 515112, 515120, 515210, 519110, 519120, 519130, 541310, 541320, 541340, 541410, 541420, 541430, 541490, 541810, 541820, 541830, 541840, 541850, 541860, 541870, 541890, 541921, 541922, 611610, 711110, 711120, 711130, 711190, 711310, 711320, 711410, 711510, 712110, 712120, 712130, 712190, 722320, 722330, 811420, 812921, 812922, 813410

Class of worker: Economic Modeling Specialists International:

Extended Proprietors, Non-QCEW Employees, QCEW Employees, Self-employed

State Arts Agency Grants: National Assembly of State Arts Agencies

Cultural Nonprofit Revenues: National Center for Charitable Statistics

Demographic: Economic Modeling Specialists International.

Creative vitality index (CVI): The Creative Vitality Index compares the per capita concentration of creative activity in two regions. Data on creative industries, occupations, and cultural nonprofit revenues are indexed using a population-based calculation. The resulting CVI Value shows a region's creative vitality compared to another region.

Colorado contains:

Colorado